



Implant system

IPX - ICI
Internal Connection



Just one **connection**, multiple **possibilities**

Our dental implants are made of **Grade IV Titanium**. They have an **11° conical internal connection** and **unique prosthetic platform**.



IPX Macroscopic implant design that favors great primary stability in any situation.

LONGITUD	DIAMETER			
	Ø 3,5 mm	Ø 4 mm	Ø 4,5 mm	Ø 5 mm
6 mm	-----	Ref. IPX 4006S	Ref. IPX 4506S	Ref. IPX 5006S
8 mm	Ref. IPX 3508S	Ref. IPX 4008S	Ref. IPX 4508S	Ref. IPX 5008S
10 mm	Ref. IPX 3510S	Ref. IPX 4010S	Ref. IPX 4510S	Ref. IPX 5010S
12 mm	Ref. IPX 3512S	Ref. IPX 4012S	Ref. IPX 4512S	Ref. IPX 5012S
14 mm	Ref. IPX 3514S	Ref. IPX 4014S	Ref. IPX 4514S	-----
16 mm	Ref. IPX 3516S	Ref. IPX 4016S	-----	-----
18 mm	Ref. IPX 3518S	Ref. IPX 4018S	-----	-----

*If you want to select the closed-tray option, the order reference must include a 'C'. Example: **IPXC 3508S**

CE0051

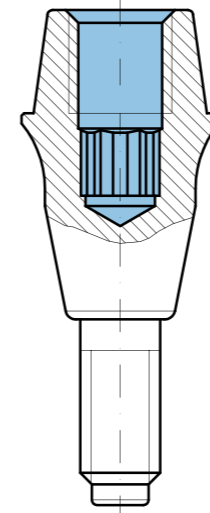
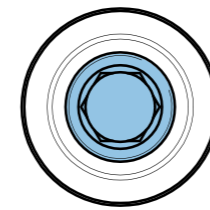


ICI Macroscopic implant design especially indicated for bone type I and II.

LONGITUD	DIAMETER			
	Ø 3,2 mm	Ø 3,5 mm	Ø 4 mm	Ø 5 mm
8 mm	-----	Ref. ICI 03508S	Ref. ICI 04008S	Ref. ICI 05008S
10 mm	Ref. ICI 03210S	Ref. ICI 03510S	Ref. ICI 04010S	Ref. ICI 05010S
12 mm	Ref. ICI 03212S	Ref. ICI 03512S	Ref. ICI 04012S	Ref. ICI 05012S
14 mm	Ref. ICI 03214S	Ref. ICI 03514S	Ref. ICI 04014S	Ref. ICI 05014S

*If you want to select the closed-tray option, the order reference must include a 'C'. Example: **ICIC 03510S**

CE0051



“Simplicity is the ultimate sophistication”

- ★ Less peri-implant bone loss.
- ★ Fewer mechanical complications.
- ★ Greater torque conservation.
- ★ Crestal bone stability.
- ★ Less micromovements.
- ★ Lower degree of bacterial contamination.



Transepithelial Multi-unit Aesthetic

Rotational Prosthetics

Transepithelial abutments made of **grade V titanium**. The **recommended torque** for its placement is **30 Ncm**. Indicated for multiple screw-retained prostheses with high aesthetic demands.

Platform 3,8 mm



Multi-unit Aesthetic narrow straight abutment

- 1 mm Ref. MUSR 04010
- 2 mm Ref. MUSR 04020
- 3 mm Ref. MUSR 04030
- 4 mm Ref. MUSR 04040
- 5 mm Ref. MUSR 04050



Multi-unit Aesthetic slim straight abutment

- 2 mm Ref. MUSLAR 04020
- 3 mm Ref. MUSLAR 04030
- 4 mm Ref. MUSLAR 04040
- 5 mm Ref. MUSLAR 04050

CE0051

Healing abutment



Ref. EPCTR 4030



Ref. EPCTR 4844

CE0051

Impression technique

IMPRESSION COPING



Ref. AIPTR 40

SCAN-BODY



Ref. SBT MUSR

IMPRESSION SCREW



Ref. TAIP 135



Ref. TAIP 200

Laboratory use only

ANALOG



Ref. RITR SB 40



Ref. TRD

In case of 3D printed model, you must use this screw with the analog.

CE

Interfaces

The interfaces can be acquired in package that contains an interface and two TMU 4048 screws, one clinical and the other for the laboratory.



Ref. PCERCMUR 40



Ref. PITEMUR DA4075



Ref. PITEMUR DA4040



Ref. TMU 4048



Ref. TPIA DP4048

CE0051

Transepithelial Multi-unit Aesthetic

Rotational Prosthetics

Transepithelial abutments made of **grade V titanium**. The **recommended torque** for its placement is **30 Ncm**. Indicated for multiple screw-retained prostheses with high aesthetic requirements in posterior region.

Platform 4,8 mm



Multi-unit Aesthetic wide straight abutment

- 2 mm Ref. MUSR 05020
- 3 mm Ref. MUSR 05030
- 4 mm Ref. MUSR 05040
- 5 mm Ref. MUSR 05050

CE0051

Healing abutment



Ref. EPCTR 5044

CE0051

Impression technique

IMPRESSION COPING



Ref. AIPTR 50

SCAN-BODY



Ref. SBT MUSR 50

IMPRESSION SCREW



Ref. TAIP 135



Ref. TAIP 200

Laboratory use only

ANALOG



Ref. RITR SB 50



Ref. TRD

In case of 3D printed model, you must use this screw with the analog.

CE

Interfaces

The interfaces can be acquired in package that contains an interface and two TMU 4048 screws, one clinical and the other for the laboratory.



Ref. PITEMUR DA5075



Ref. PITEMUR DA5040



Ref. TMU 4048



Ref. TPIA DP4048

CE0051

Transepithelial Multi-unit Aesthetic

Anti-rotational prosthetics

Transepithelial abutments made of **grade V titanium**. The **recommended torque** for its placement is **30 Ncm**. Indicated for unitary screw-retained prostheses.



Multi-unit Aesthetic narrow straight abutment

- 1 mm Ref. MUSA S04010
- 2 mm Ref. MUSA S04020
- 3 mm Ref. MUSA S04030
- 4 mm Ref. MUSA S04040
- 5 mm Ref. MUSA S04050



Multi-unit Aesthetic slim straight abutment

- 2 mm Ref. MUSLA 04020
- 3 mm Ref. MUSLA 04030
- 4 mm Ref. MUSLA 04040
- 5 mm Ref. MUSLA 04050

CE0051

Healing abutment



Ref. EPCTA 4844

CE0051

Impression technique

IMPRESSION COPING



Ref. AIPT 40

SCAN-BODY



Ref. SBT MUSA

IMPRESSION SCREW



Ref. TAIP 135



Ref. TAIP 200

Laboratory use only

ANALOG



Ref. RIT SB 40



Ref. TRD

In case of 3D printed model, you must use this screw with the analog.

CE

Interfaces

The interfaces can be acquired in package that contains an interface and two TMU 4048 screws, one clinical and the other for the laboratory.



Ref. PCRCMUA 40



Ref. PITEMUA DA4075



Ref. PITEMUA DA4040



Ref. TMU 4048



Ref. TPIA DP4048

CE0051

Transepithelial Multi-unit

Straight and Angled Abutments

Transepithelial abutments made of **grade V titanium**. The **recommended torque** for its placements is **30 Ncm**. Indicated for multiple screw-retained prostheses with high aesthetic requirements in posterior region.

Angled Aesthetic Multi-unit abutment

- 3 mm (15°) Ref. EMU 1504030
- 4 mm (15°) Ref. EMU 1504040
- 5 mm (15°) Ref. EMU 1504050
- 3 mm (30°) Ref. EMU 3004030
- 4 mm (30°) Ref. EMU 3004040
- 5 mm (30°) Ref. EMU 3004050
- 5 mm (45°) Ref. EMU 4504050
- 5 mm (50°) Ref. EMU 5004050
- 5 mm (60°) Ref. EMU 6004050



Straight Multi-unit abutment

- 1 mm Ref. MUST 04010
- 2 mm Ref. MUST 04020
- 3 mm Ref. MUST 04030



CE0051

Healing abutment



Ref. PCM 4830

CE0051

Impression technique

IMPRESSION COPING



Ref. AIPMU 40

SCAN-BODY



Ref. SBT MUST

IMPRESSION SCREW



Ref. TAIPMU 135

Laboratory use only

ANALOG



Ref. RIMA SB 40



Ref. TRD

In case of 3D printed model, you must use this screw with the analog.

CE

Interfaces

The interfaces can be acquired in package that contains an interface and two TMUT 40 screws, one clinical and the other for the laboratory.



Ref. PITEMUTR DA4040



Ref. PITEMUTR DA4075



Ref. TMUT 40

CE0051

Direct to implant

Fixed prosthetics - ASC abutment

Abutments made of **grade V titanium**. The **recommended torque** for its placement is **30 Ncm**.



ASC abutment

- 2 mm Ref. PEA DP04020
- 3 mm Ref. PEA DP04030
- 4 mm Ref. PEA DP04040

Healing abutment

CE0051



- 1 mm Ref. PCS 04010
- 2 mm Ref. PCS 04020
- 4 mm Ref. PCS 04040
- 6 mm Ref. PCS 04060



- 4 mm Ref. PCCS 04040
- 6 mm Ref. PCCS 04060

Impression technique

Closed tray IMPRESSION COPING



Ref. AIPC 040



Ref. AIP 040



Ref. TAIP 0135



Ref. TAIP 0200



Ref. SBT 040

Laboratory use only

ANALOG



Ref. RI SB 040



Ref. TRD

In case of 3D printed model, you must use this screw with the analog.

Screws



Ref. TP 040



Ref. TPEA DP040

CE0051

Direct to implant

Fixed prosthetics - Rotational / Anti-rotational abutments

Abutments made of **grade V titanium**. The **recommended torque** for its placement is **30 Ncm**. It is indicated for single or multiple cemented prosthetics.



Straight rotational abutment for cementation

- 0 mm Ref. PR 04000



Straight anti-rotation abutment for cementation

- 0 mm Ref. PA 04000
- 1 mm Ref. PA 04010
- 3 mm Ref. PA 04030
- 5 mm Ref. PA 04050



Angled abutment for cementation

- 1 mm (15°) Ref. PA 0154010
- 3 mm (15°) Ref. PA 0154030
- 5 mm (15°) Ref. PA 0154050
- 1 mm (30°) Ref. PA 0304010
- 3 mm (30°) Ref. PA 0304030
- 5 mm (30°) Ref. PA 0304050



Interface compatible with CEREC System

- 2 mm Ref. PCERC 04020
- 3 mm Ref. PCERC 04030
- 4 mm Ref. PCERC 04040

Healing abutment



- 1 mm Ref. PCS 04010
- 2 mm Ref. PCS 04020
- 4 mm Ref. PCS 04040
- 6 mm Ref. PCS 04060



- 4 mm Ref. PCCS 04040
- 6 mm Ref. PCCS 04060

Impression technique

Closed tray IMPRESSION COPING



Ref. AIPC 040



Ref. AIP 040



Ref. TAIP 0135



Ref. TAIP 0200



Ref. SBT 040

Laboratory use only

ANALOG



Ref. RI SB 040



Ref. TRD

In case of 3D printed model, you must use this screw with the analog.

Screws



Ref. TP 040

CE0051

CE

CE0051

Direct to implant

Removable prosthesis

Abutments made of **grade V titanium**. The **recommended torque** for its placement is **30 Ncm**. It is indicated for implant-retained or implant-supported prostheses. It allows you to correct the angulation of the implants at 10° (PKO) and 30° (PKB).



Overdent abutment

- 0,8 mm Ref. KO 04008
- 1,6 mm Ref. KO 04016
- 3 mm Ref. KO 04030
- 4 mm Ref. KO 04040
- 5 mm Ref. KO 04050
- 7 mm Ref. KO 04070



Ball abutment

- 0,8 mm Ref. KB 04008
- 1,6 mm Ref. KB 04016
- 3 mm Ref. KB 04030
- 4 mm Ref. KB 04040
- 5 mm Ref. KB 04050

CE0051

Components for KO



Ref. TKO 4048



Ref. AKO 4048



Ref. RKO 4048



Ref. PKOC 08

Components for KB



Ref. TKB 4048



Ref. AKO 4048



Ref. OB 4048

CE0051

Impression technique

Closed tray

IMPRESSION COPING



Ref. AIPC 040

Open tray

IMPRESSION COPING



Ref. AIP 040



Ref. TAIP 0135



Ref. TAIP 0200

SCAN-BODY



Ref. SBT 040

Laboratory use only

ANALOG



Ref. RI SB 040



Ref. TRD

In case of 3D printed model, you must use this screw with the analog

CE

Tools



Dual Screwdriver (LLDC 174, LLDC 220 y LLDL 290)

These wrenches have a double function, they serve both to give manual torque and to use with a ratchet. Available in 3 lengths: 17,4, 22 and 29 millimeters.

ASC Dual Screwdriver (LLDP 220 y LLDP 290)

These wrenches have a double function, they serve both to give manual torque and to use with a ratchet for ASC. Available in 2 lengths: 22 and 29 millimeters.



Manual Screwdriver (LLMC 220 y LLML 290)

These wrenches allow you to torque manually. With rotating crown and perforated for thread guides. Available in 2 lengths: 22 and 29 millimeters.

Ultra short Screwdriver (LLCA 097)

This wrench allows you to give torque with the help of the ratchet.



Overdent Screwdriver (LLKOD 250)

The square end allows the overdent abutment to be screwed and the opposite end allows the retention insert to be placed in the overdent cover.

Multi-unit Screwdriver (LLCAMU 174 y LLCAMU 244)

They are used to place straight multi-unit with the help of the ratchet. Available in two lengths: 17,4 and 24,4 millimeters.



Prosthetic Screwdriver (LLCAC 160 y LLCAC 250)

They connect to the manual screwdriver and are used to provide torque. Available in two lengths: 16 and 25 millimeters.

Screwdriver direct from ratchet to implant (LLCAI 220 y LLCAI 290)

With the help of the ratchet and connected directly to the internal connection of Galimplant implants, they allow their insertion. Available in two lengths: 22 and 29 millimeters.



Direct motor Screwdriver (LLMI 295)

With the help of the motor and connected directly to the internal connection of the Galimplant implants, it allows their insertion.

Prosthetic motor Screwdriver (LLMTP 220 y LLMTP 290)

These wrenches allow you to provide torque connected to the engine. Available in two lengths: 22 and 29 millimeters.



Short, long and manual adapter (DC 144, DL 244 y DMA 150)

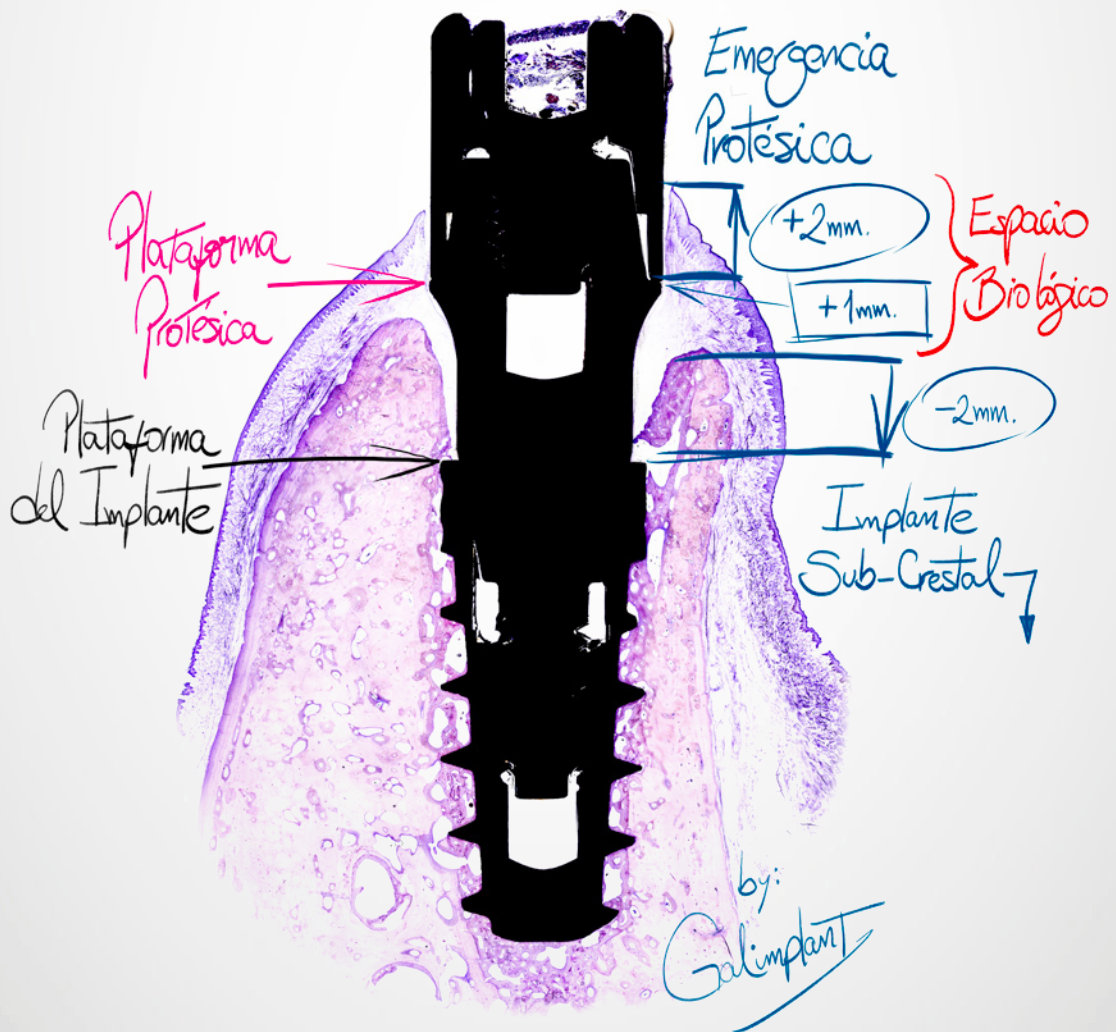
The short and long adapters are used to connect to the implant carrier and insert the implant with the help of the ratchet. The manual socket connected to the implant carrier is used to insert the implant manually.

Motor Screwdriver (LLM 215)

Connected to the motor and the implant carrier, it allows the implant to be inserted.

CE

“Committed to offering you solutions that provide **maximum aesthetics**, along with a **safe and predictable treatment**”



www.galimplant.com



+34 982 533 493

C/Benigno Quiroga 90, 27600 - Sarria, Lugo (Spain)

CAT IPX-ICI - Vers. EN02/2026